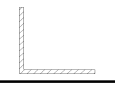
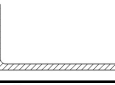
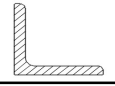




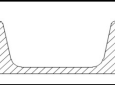
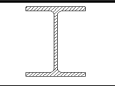
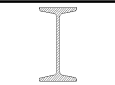
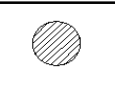
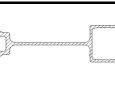
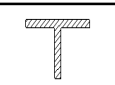
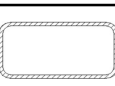
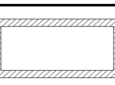
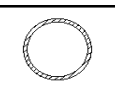
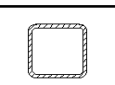
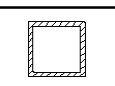


PRIES

ENTERPRISES, Inc.

Since 1976

STANDARD DIE PROFILE CATALOG

	ANGLES (EQUAL LEGS)
	ANGLES (UNEQUAL LEGS)
	ANGLES - STRUCTURAL (EQUAL LEGS)
	ANGLES - STRUCTURAL (UNEQUAL LEGS)
	BAR - RECTANGULAR
	BAR - SQUARE
	CHANNEL
	CHANNEL - STRUCTURAL
	I-BEAM
	I-BEAM (TAPERED)
	ROD
	SHORING BEAM
	TEE
	TUBE - RECTANGULAR (ROUNDED CORNERS)
	TUBE - RECTANGULAR (SHARP CORNERS)
	TUBE - ROUND
	TUBE - SQUARE (ROUNDED CORNERS)
	TUBE - SQUARE (SHARP CORNERS)